

⚡ Specifications

Nominal Voltage(V)

2V

Nominal Capacity at 20°C (68°F)

10 hour rate	(7.5A to 1.80V)	75Ah
5 hour rate	(12.75A to 1.70V)	63.75Ah
1 hour rate	(45A to 1.60V)	45Ah
1C	(75A to 1.60V)	37.5Ah

Weight

Approx. 6.4kg(14.08Lbs.)

Internal Resistance (at 1KHz)

Approx. 1.5 mΩ

Maximum Discharge Current for

5 seconds: 450A

Charging Methods at 25°C(77°F)

Cycle use:

Charging Voltage 2.40 to 2.50V

Coefficient -5.0mV/°C/cell

Maximum Charging Current : 22.5A

Standby use:

Float Charging Voltage 2.25 to 2.30V

Coefficient -3.0mV/°C/cell

Operating Temperature Range

Charge -15°C(5°F) to 40°C(104°F)

Discharge -15°C(5°F) to 50°C(122°F)

Storage -15°C(5°F) to 40°C(104°F)

Charge Retention (shelf life) at 20°C(68°F)

1 month 98%

3 month 94%

6 month 85%

Case Material

ABS UL94 HB

Option: Flammability resistance of (UL94 V-0)

Design Life

Expected Trickle Design Life: 12-15 years at 20°C according to Eurobat.

Terminal

F18



⚡ Dimensions

Length (L) 170±3 (6.69±0.12)

Width (W) 72±3 (2.83±0.12)

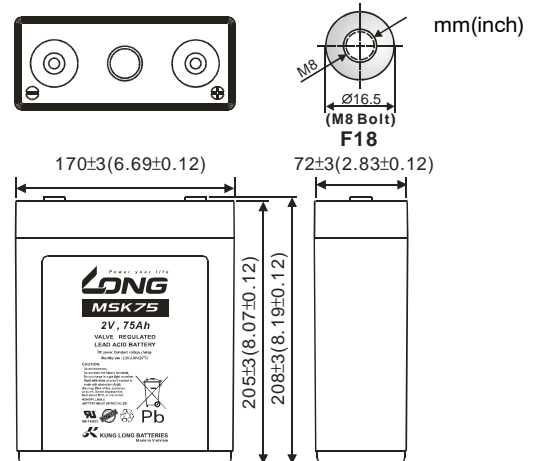
Height (H) 205±3 (8.07±0.12)

Overall Height (HT) 208±3 (8.19±0.12)

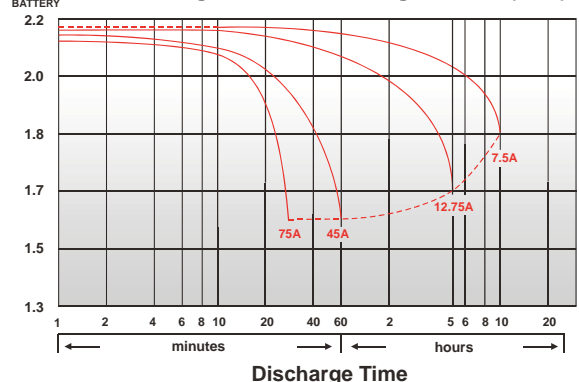
Description of torque value of hard ware for the terminals:

Recommended torque value M8:12 N-m (122kgf-cm)

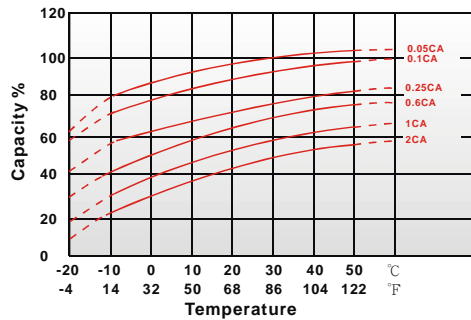
Maximum allowable torque value M8:15 N-m (153kgf-cm)



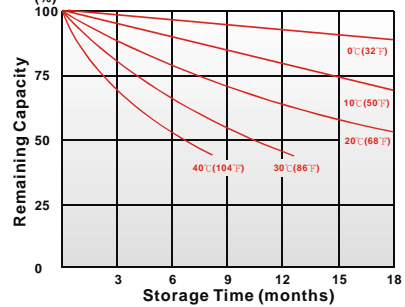
(V) FOR 2V BATTERY Discharge Time VS. Discharge Current (25°C)



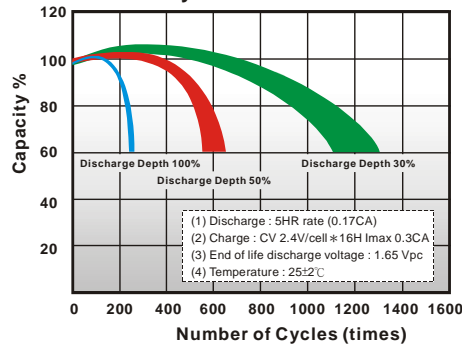
Effect of Temperature on Capacity 25°C(77°F)



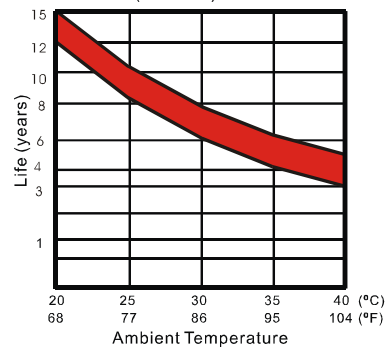
Capacity Retention Characteristic



Cycle Service Life



Trickle (or float) Service Life



- PERFORMANCE DATA

Discharge Rates in Watts to Various End Voltages at 25°C(77°F)

End Voltage		1.85V	1.80V	1.75V	1.70V	1.65V	1.60V
Time							
20	min	119	134	147	157	165	173
30	min	109	123	132	139	145	148
60	min	74.2	80.6	83.6	85.8	88.6	90.6
120	min	45.1	48.1	50.9	53.1	55.0	56.5
180	min	35.0	37.2	39.1	40.9	42.2	43.4
240	min	29.3	31.4	32.7	33.8	34.9	35.9
300	min	24.0	25.3	26.4	27.6	28.5	29.3
360	min	21.0	22.2	23.0	23.8	24.5	25.3
480	min	16.3	17.2	17.9	18.5	19.0	19.6
600	min	14.4	15.0	15.5	16.0	16.4	16.7
1200	min	7.42	7.79	8.12	8.44	8.75	8.90

- Discharge Rates in Amperes to Various End Voltages at 25°C(77°F)

End Voltage		1.85V	1.80V	1.75V	1.70V	1.65V	1.60V
Time							
20	min	70.9	78.5	84.7	89.3	92.7	95.4
30	min	61.6	66.2	69.8	72.2	74.3	76.0
60	min	35.7	39.4	42.8	44.7	46.4	47.5
120	min	22.1	24.2	25.9	27.2	28.2	29.0
180	min	16.2	17.8	19.1	20.1	20.9	21.5
240	min	13.3	14.4	15.3	16.1	16.7	17.1
300	min	11.8	12.7	13.3	13.8	14.1	14.4
360	min	10.9	11.5	11.9	12.2	12.4	12.6
480	min	8.59	8.97	9.29	9.48	9.65	9.78
600	min	7.31	7.55	7.74	7.91	8.03	8.12
1200	min	3.69	3.84	3.96	4.08	4.17	4.23

All data on the spec. sheet is an average value:

The tolerance range : X<6min(+15%~-15%), 6min ≤ X<10min(+12%~-12%), 10min ≤ X < 60min(+8%~-8%), X ≥ 60min(+5%~-5%)

150419-1H