

### ⚡ Specifications

#### Nominal Voltage(V)

12V

#### Nominal Capacity

20 hour rate	(1.7A	to	10.50V)	34Ah
10 hour rate	(3.23A	to	10.50V)	32.3Ah
5 hour rate	(5.78A	to	10.20V)	28.9Ah
1 C	(34A	to	9.60V)	19.27Ah
3 C	(102A	to	9.60V)	13.6Ah

#### Weight

Approx. 10.5kg(23.1Lbs.)

#### Internal Resistance (at 1KHz)

Approx. 11 mΩ

#### Maximum Discharge Current for

5 seconds: 510A

#### Charging Methods at 25°C(77°F)

Cycle use:

Charging Voltage 14.4 to 15.0V

Coefficient -5.0mV/°C/cell

Maximum Charging Current : 10.2A

Standby use:

Float Charging Voltage 13.5 to 13.8V

Coefficient -3.0mV/°C/cell

#### Operating Temperature Range

Charge -15°C(5°F) to 40°C(104°F)

Discharge -15°C(5°F) to 50°C(122°F)

Storage -15°C(5°F) to 40°C(104°F)

#### Charge Retention (shelf life) at 20°C(68°F)

1 month 92%

3 month 90%

6 month 80%

#### Case Material

ABS UL94 HB

Option: Flammability resistance of (UL94 V-0)

#### Design Life

3-5 Years.

#### Terminal

F6



### ⚡ Dimensions

Length (L) 197±2-1 (7.76±0.08-0.04)

Width (W) 131±2-1 (5.16±0.08-0.04)

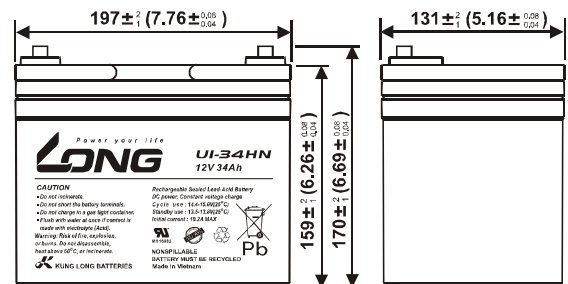

Height (H) 159±2-1 (6.26±0.08-0.04)

Overall Height (HT) 170±2-1 (6.69±0.08-0.04)

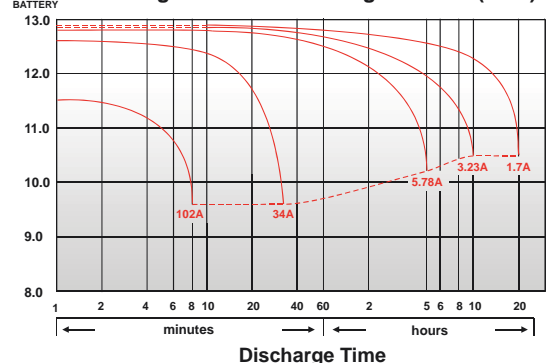
#### Description of torque value of hard ware for the terminals:

Recommended torque value M5: 5 N-m (51kgf-cm)

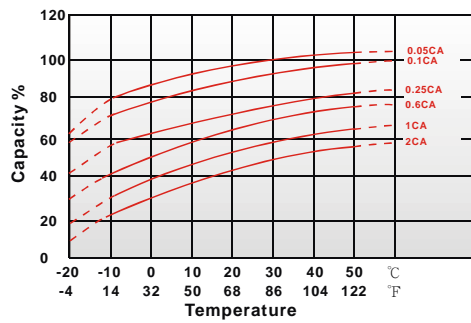
Maximum allowable torque value M5: 6 N-m (61kgf-cm)



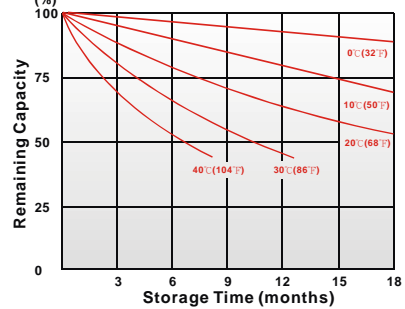
#### (V) FOR 12V BATTERY Discharge Time VS. Discharge Current (25°C)



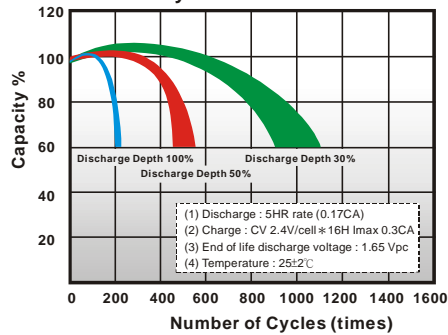
Effect of Temperature on Capacity 25°C(77°F)



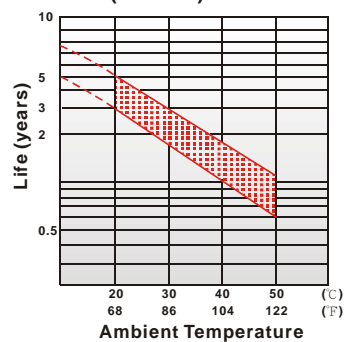
Capacity Retention Characteristic



Cycle Service Life



Trickle (or float) Service Life



### - PERFORMANCE DATA

#### Discharge Rates in Watts to Various End Voltages at 25°C(77°F)

End Voltage		1.85V	1.80V	1.75V	1.70V	1.67V	1.65V	1.60V
Time								
5	min	123	165	197	217	224	231	240
10	min	86.9	114	134	147	151	156	162
15	min	70.3	91.1	106	116	119	123	127
30	min	38.2	49.5	57.8	63.0	64.7	66.6	69.0
60	min	36.2	38.5	39.9	40.9	41.2	41.6	42.0
120	min	22.6	23.8	24.6	25.1	25.2	25.5	25.7
180	min	15.3	16.3	16.9	17.3	17.5	17.6	17.8
240	min	12.3	13.1	13.6	13.9	14.1	14.2	14.3
300	min	10.5	11.2	11.6	11.9	12.0	12.1	12.2
600	min	6.22	6.61	6.86	7.02	7.08	7.15	7.21
1200	min	3.26	3.47	3.60	3.68	3.72	3.75	3.78

#### - Discharge Rates in Amperes to Various End Voltages at 25°C(77°F)

End Voltage		1.85V	1.80V	1.75V	1.70V	1.67V	1.65V	1.60V
Time								
5	min	88.7	109	123	132	135	139	143
10	min	61.5	71.4	77.5	81.8	83.7	86.2	89.3
15	min	51.2	58.6	63.4	66.1	66.9	67.8	69.2
30	min	29.6	33.5	35.1	36.4	36.8	37.3	37.9
60	min	17.7	19.0	19.9	20.6	20.8	21.1	21.4
120	min	10.6	11.4	11.9	12.3	12.4	12.6	12.8
180	min	7.86	8.37	8.73	8.99	9.06	9.14	9.27
240	min	5.91	6.35	6.73	6.92	6.97	7.04	7.15
300	min	5.38	5.66	5.82	5.95	6.00	6.06	6.14
600	min	3.11	3.23	3.33	3.42	3.45	3.48	3.52
1200	min	1.60	1.69	1.75	1.79	1.80	1.82	1.84

All data on the spec. sheet is an average value:

The tolerance range : X<6min(+15%~-15%), 6min ≤ X<10min(+12%~-12%), 10min ≤ X < 60min(+8%~-8%), X ≥ 60min(+5%~-5%)

150319-1H